



**SRIADVAIT GURUKUL HEIGHTS SCHOOL
GURDASPUR**

**CLASS - NURSERY
SYLLABUS - 2023-24**

[ENGLISH]

TERM-I

Oral Work : Peek - a - boo English Magic Capital letters
Recognition of A to P [with Pictures]

Theme [Oral] Action Words

Written Work : Formation of

1. Sleeping Lines
2. Standing Lines
3. Slanting Lines

Formation of :- 1. L, I, T, H, E, F, on few dots.

2. Circle the correct alphabet.
3. Match the same alphabet.
4. Circle out the odd ones.
5. See the pictures and write the first letter on few dots.
6. Match the pictures with its alphabets.

Peek - a - boo English Magic Writing Booklet
[Capital Letter]

Page No. 3 to 5, 14, 16, 18, 19, 23, 32.


[MATHS]

TERM-I

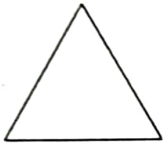
Book : Peek - a - boo Maths Magic [Colouring + Writing + Activities]

Patterns : Page No. 7 to 12 Forward Counting 1 to 10
[Page No. 41 to 54]

- Oral :
1. Forward Counting 1 to 20
 2. Recognition of 1 to 10
 3. Recognition of Shapes.



Circle [Page No. 32, 33]



Triangle [Page No. 34, 35]

- Written :
1. Forward Counting 1 to 10 [On few dots]
 2. Missing Numbers 1 to 10
 3. Count and Write 1 to 5
 4. Count and Match 1 to 10

Pre-Number Concepts : Big and Small [Page No. 13]

2. Top and Bottom [Page No. 10]
3. Near and Far [Page No. 15]
4. Morning, Afternoon, Evening and Night
[Page No. 26]
5. Heavy and Light [Page No. 15]
6. Long and Short [Page No. 16]

[HINDI RHYMES]

TERM-I

अ से अ: (चित्र देखकर)

[EVS]

TERM-I

Peek-a-boo EVS Magic Oral Work

1. My Self
2. My Body Parts
3. My Clothes
4. Good Habits
5. Family
6. Things in my School Bag
7. Rooms in my School
8. People at my School
9. Fruits
10. Colours

[ENGLISH RHYMES]

TERM-I

HINDI RHYMES

1. आलू कचालू
2. मीठे गीत
3. हाँ पापा
4. मछली रानी
5. चंदा मामा

ENGLISH RHYMES

1. Early to Bed
2. Twinkle Twinkle Little Star
3. A for Apple, B for Bell
4. Roses are Red
5. Blue is the Sea

[CONVERSATION]

TERM-I

1Q: What is your Name?

Ans:

2Q: How old are you?

Ans: Three Years.

3Q: In which class do you read?

Ans: Nursery Class.

4Q: How many eyes do you have?

Ans: Two.

5Q: What is your Father's name?

Ans: _____.

6Q: What's in your School bag?

Ans: Pencil, Eraser, Notebooks.

7Q: What do you wear in Summer season?

Ans: Cotton Clothes.

8Q: Where do you study in the school?

Ans: Classroom.

9Q: What is the name of your school?

Ans: Sri Advait Gurukul Height School.

10Q: Where do you throw the wrapper?

Ans: Dustbin.

11Q: What is the name of your class teacher?

Ans:

12Q: Where do you live?

Ans: Gurdaspur.

[ART REDEFINED]

TERM-I

Book : Art for Generations

Page No. 3 to 17

Join the dots and draw a Triangle

[DANCE]

TERM-I

Lakdi Ki Kathi

[MUSIC]

TERM-I

Gayatri Mantra

[SPORTS]

TERM-I

P.T. Exercise / Stretching exercise

Free hand exercise / Neck to Toe

Movement, Jumping Jack

High Knee / back Kick

[ENGLISH]

TERM-II

Oral Work : Learn ABC with numbers

Recognition of A to Z [with Pictures]

Theme [Oral] Golden Words

Written Work : 1. Formation of A to Z on few dots

2. Missing alphabets A to Z

3. Match the same alphabets

4. See the picture and write the first letter on few dots.

5. Match the picture with its alphabet

6. Woksheet related to the topic will be included

7. Dictation A to Z on few dots

8. Circle the correct alphanet

Peek - a - boo English Magic Writing Booklet

[Capital Letter]

Page No. 29 to 44.

[MATHS]

TERM-II

Book : Peek - a - boo Magic [Colouring + Writing + Activing]

Oral : 1. Forward Counting 1 to 30 [Page No. 55 to 66]

2. Recognition of 1 to 30

3. Recognition of Shapes.




Triangle

[Page No. 36, 37]



Circle



Square

- Written :
1. Forward Counting 1 to 30 [On few dots]
 2. Missing Numbers 1 to 30
 3. Dodging 1 to 30 [On few dots]
 4. Match the same number 1 to 30
 5. Count and Write 1 to 15
 6. Count and Match 1 to 15
 7. Count the objects and circle the correct number [1 to 15]
 8. Draw the circles as per given number [1 to 5]
 9. Match the same shapes.

Pre-Number Concepts :

1. Tall and Short [Page No. 17]
2. More and Less [Page No. 20]
3. Pairing [Page No. 28, 29]
4. Same and different [Page No. 21]
5. Shadow Matching [Page No. 30]

[HINDI RHYMES]

TERM-II

मौखिक :- अ से अः तक (चित्र देखकर)
क से न तक (चित्र देखकर)

[EVS]

TERM-II

Peek-a-boo EVS Magic Oral Work

1. Rooms in my House
2. Good Habits
3. People in my Neighbourhood
4. Places in my Neighbourhood
5. Means of Transport
6. Festivals
7. Vegetables
8. Seasons
9. Shapes
10. Animals

[ENGLISH RHYMES]

TERM-I

HINDI RHYMES

1. हुआ सवेरा
2. झिलमिल
3. खीर
4. देश निराला
5. फलों का राजा

ENGLISH RHYMES

1. Ring A- Ring O' Roses
2. Cobbler, Cobbler
3. Brother John
4. Johnny ! Johnny !
5. Pit Pat

[CONVERSATION]

TERM-II

1Q: Which fruit is called the king of fruits?

Ans: Mango.

2Q: What is the name of your Principal?

Ans: Mrs. Palak Aggarwal

3Q: How do you go to School?

Ans: By Bus.

4Q: Name any three shapes?

Ans: Circle, Triangle, Square.

5Q: What do you say when you wake up in the morning?

Ans: Good Morning.

6Q: When do we celebrate Independence Day?

Ans: 15 August.

7Q: What do we use in rainy season?

Ans: Umbrella.

8Q: What is your favourite food.

Ans: _____.

9Q: Who mends your shoes?

Ans: Cobbler.

10Q: How many colours are there in traffic light?

Ans: Three.

11Q: What do you like to eat in summer season?

Ans: Ice-Cream.

12Q: Which is our National Animals?

Ans: Tiger.

[ART REDEFINED]

TERM-II

Book : Art for Generations

Page No. 18 to 32

Clay Art

[DANCE]

TERM-II

Wo Kisna Hai

[MUSIC]

TERM-II

कभी राम बनके राम श्याम बनके।

[SPORTS]

TERM-II

Mirror Games / Fun Games

Balloon Games, Leg Cricket, Count and Pick [With Up]

[ENGLISH]

TERM-III

Oral : Recognition of A to Z [without Picture]

Written : 1. A to Z [Capital on Single dot]

2. Missing alphabet A to Z

3. See the picture and write the first letter

[A to Z on Single dot]

4. Match the picture with its alphabets [A to Z]

5. Circle the correct alphabet of given picture [A to Z]

6. Dictation A to Z on single dot.

7. Small a to z on few dots.

8. Match the Capital letter with small letter.

English Activity B - 1 [Small letters Writing Book]

Page No. 2 to 94 Small Letters

[MATHS]

TERM-III

Book : Peek-a-boo Maths Magic

[Colouring + Writing + Activities]

Forward Counting 1 to 50 [Page No. 70 to 76]

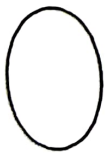
Oral : 1. Forward Counting 1 to 50.

2. Recognition of 1 to 50.

3. Recognition of Shapes.



Rectangle



Oval

[Page No. 40, 41]

Written :- 1. Forward Counting 1 to 50 [On Single dot]

2. Missing Number 1 to 50

3. Match the same numbers 1 to 50

4. Count and write 1 to 20

5. Count and match 1 to 20

6. Count the object and circle the correct number 1 to 20
7. Dodging 1 to 50 on Single dot.
8. Match the same shapes.
9. Draw the Circles as per given number [1 to 10]

Pre - Number Concepts :-

1. Odd one out [Page No. 31]
2. Thick and Thin [Page No. 14]
3. Inside and outside [Page No. 22]
4. Before, After and between [Page No. 23 to 25]
5. Two halves [Page No. 29]

[HINDI RHYMES]

TERM-III

मौखिक : अ से अः तक बिना चित्र देखकर
क से ज्ञ तक चित्र देखकर

[EVS]

TERM-III

1. Flowers Name
2. Good Habits
3. Birds
4. My Toys
5. Our Safety
6. Greetings
7. Places of Worship
8. Food
9. National Festivals

[ENGLISH RHYMES]

TERM-III

HINDI RHYMES

1. पेड़
2. बारिश आई
3. नटरवट बंदर
4. छुक - छुक रेल
5. मेरी बस

ENGLISH RHYMES

1. Rain, Rain go away
2. That's me
3. Jack and Jill
4. Two Little hands
5. Butterfly, Butterfly

[CONVERSATION]

TERM-III

- 1Q: What do you say when you do something wrong?
Ans: Sorry.
- 2Q: What do you say when someone helps you?
Ans: Thank you.
- 3Q: Which is our National Bird?
Ans: Peacock.
- 4Q: Which is our national flower?
Ans: Lotus.
- 5Q: Do you wash your hands before and after meals?

- Ans: Yes.
- 6Q: What is your Mother's name?
- Ans: Mrs. _____.
- 7Q: Which festival is celebrated on 26th January?
- Ans: Republic Day.
- 8Q: Do you like to play with toys?
- Ans: Yes.
- 9Q: What is your favourite food?
- Ans: _____.
- 10Q: Where should we cross the road?
- Ans: Zebra Crossing.
- 11Q: What does red light say?
- Ans: Stop.
- 12Q: What does green light say?
- Ans: Go.
- 13Q: What does yellow light say?
- Ans: Wait.

[ART REDEFINED]

TERM-III

Book : Art for Generations

Page No. 33 to 48

Paper Craft :- Make a mouse

[DANCE]

TERM-III

Bum - Bum Bhole

[MUSIC]

TERM-III

सुबह - सुबह ले शिव का नाम।

[SPORTS]

TERM-III

Sprints, Yoga

Sports Running

[Tad Asana, Trikon, Padam]

[ACTIVITY SHEETS]

Book : Learn more with 'Activity Sheets'

TERM-I

GK : Page No. 1 to 4, 6, 7, 9, 10

Maths : Page No. 8, 28, 29, 34 to 50, 53 to 55

Eng : Page No. 62 to 65, 69, 76

TERM-II

GK : Page No. 5, 15, 20, 21, 25, 27

Maths : Page No. 30, 33, 51 to 53, 55 to 59

Eng : Page No. 60, 61, 63 to 68, 74

TERM-III

GK : Page No. 11 to 14, 16 to 19, 22 to 24, 26, 78

Maths : Page No. 29, 32, 32, 54

Eng : Page No. 69 to 74, 77 to 80